




Chp. Ile de France
Le Mans 25-26 Avril 2015



Chp.IDF Cadet
Pre-Final (PF)
Résultats

Document 12.1 OFFICIEL

Sous réserve du contrôle technique ou d'incidents d'ordre sportif

Cl.	N°	Pilote	Club	Chassis	Meilleur S1	Meilleur S2	Meilleur S3	Meilleur tour	Interv.	Ecart à l'initiale plac.
1	29	MARTINS Victor	Brétigny	Sodi	22.916	33.316	25.642	1:22.000		
2	25	POURCHAIRE Théo	Rosny		22.744	32.986	25.784	1:22.233	1.322	1.322
3	11	CLEMENT Thibaut	Brétigny	C.R.G.	23.227	33.005	25.672	1:22.370	4.869	6.191
4	7	LAPA PEREIRA Simon	Rosny	Alpha	23.493	33.339	25.855	1:23.408	3.776	9.967
5	1	NOUET Theo	Rosny	C.R.G.	23.077	33.198	26.095	1:22.735	0.176	10.143
6	4	PICQUE Alexandre	Rosny	Zanardi	23.288	33.360	25.919	1:22.671	1.781	11.924
7	18	CONDE Hugo	Beltoise	Birel-Art	23.248	33.460	25.609	1:22.405	1.199	13.123
8	8	FRAYSSE Killian	Sens-Paris	Alpha	23.393	33.702	25.768	1:22.960	1.231	14.354
9	2	NICOLINO Maxime	B.R.K.	A.R.T.	23.225	33.628	25.729	1:23.188	1.130	15.484
10	15	CHAPON Johann	Angerville	C.R.G.	23.645	33.758	25.633	1:23.444	7.748	23.232
11	6	HADJAR Isack	Sens-Paris	Zanardi	23.416	33.448	25.788	1:22.911	2.448	25.680
12	20	HURAY Ayrton	Rosny	Zanardi	24.125	33.780	25.968	1:24.544	2.086	27.766
13	23	IMBOURG Thomas	Rosny	C.R.G.	23.534	33.476	25.870	1:23.043	3.963	31.729
14	44	JEAN Maxime	Cormeilles	C.R.G.	23.664	33.720	26.052	1:24.435	2.184	33.913
15	10	DOMBROWSKI Thomas	Angerville	Sodi	23.998	34.545	26.036	1:25.069	14.206	48.119
16	12	VENIER Jonas	Brétigny	OTK	24.643	33.760	26.219	1:25.575	1.743	49.862
17	9	BERTRAND William	Angerville	OTK	23.331	33.807	25.908	1:23.784	14.088	1:03.950
18	13	LOISON Gwenael	Angerville	Sodi	23.904	33.919	25.951	1:24.504	11.658	1:15.608
19	19	PERRIN Sophie	Rosny	Zanardi	23.183	33.429	25.581	1:22.582	0.152	1:15.760
20	5	MIALANE Thomas	Sens-Paris	C.R.G.	22.890	32.984	25.724	1:21.905	1 Tour	1 Tour
21	16	COSTA Valentin	J.B.H.	C.R.G.	24.264	34.233	26.580	1:25.497	7 Tours	8 Tours
22	3	HENRION Gillian	Rosny	Zanardi	23.237	33.430	25.720	1:22.387	1.513	8 Tours
23	14	LIEGE Bastien	Angerville	Sodi	25.953	37.491	28.031	1:31.504	21.069	8 Tours

Tête de course : N°29 MARTINS Victor (1-9) / N°11 CLEMENT Thibaut (10-10) / N°29 MARTINS Victor (11-11)

Départ : 26/04 - 12:00:12


Meilleur tour : N°5 MIALANE Thomas 1:21.905

Météo : Pluie Air : 12°C Piste : Mouillée

Record de l'épreuve : N°1 NOUET Theo 58.643



Chp. Ile de France
Le Mans 25-26 Avril 2015



Cadet

**Chp.IDF Cadet
Pre-Final (PF)
Tableau des tours**

Pour information, sans valeur officielle

	1	2	3	4	5	6	7	8	9	10	11	12	13	14	15	16	17	18	19	20	21	22	23
Grille	29	25	5	1	4	7	11	8	9	2	23	15	3	19	6	18	16	13	12	20	44	14	10
Départ	25	29	1	5	4	11	7	9	8	23	2	3	15	19	18	6	16	12	13	44	20	10	14
Tour 1 Intervalle	29	25 0.4	5 0.7	1 1.2	7 0.3	11 0.1	9 0.8	2 0.2	4 0.1	18 0.2	8 1.0	23 1.0	19 0.1	13 0.5	16 0.4	6 0.4	20 0.1	10 0.9	44 0.1	15 1.9	3 2.4	12 1.4	14 2.6
Tour 2	29	25 0.5	5 0.8	11 1.4	7 1.3	1 0.3	9 0.4	4 0.3	18 0.3	8 0.9	2 0.6	19 0.6	23 0.8	13 1.0	16 1.3	20 0.4	6 0.3	15 1.0	44 0.3	3 0.4	10 2.0	12 3.5	14 7.5
Tour 3	29	25 0.3	5 0.8	11 1.7	7 2.4	1 0.5	9 1.5	4 0.5	8 0.4	19 0.2	2 0.7	23 0.5	13 2.3	16 1.9	20 0.2	18 0.6	3 0.5	15 0.2	6 0.1	44 1.0	10 1.9	12 4.6	14 13.0
Tour 4	29	25 0.4	5 0.5	11 0.9	7 3.4	1 0.6	9 2.0	4 0.1	19 0.0	8 0.9	2 1.4	13 2.7	18 2.1	20 0.9	6 1.2	15 0.3	44 0.2	10 2.5	23 5.3	12 1.3			
Tour 5	29	25 0.5	5 0.2	11 0.3	7 4.8	4 3.8	1 2.1	19 0.3	8 0.2	2 0.3	18 2.8	13 0.7	20 1.7	15 1.0	6 0.3	44 0.7	10 7.3	23 0.4	12 3.9	9 25.7			
Tour 6	29	25 1.1	5 0.0	11 0.6	7 6.5	4 2.7	1 1.5	19 0.7	8 0.8	2 0.6	18 1.4	13 3.9	15 0.8	20 0.8	44 0.8	6 2.8	23 5.0	10 1.4	12 4.6	9 23.6			
Tour 7	29	5 0.4	11 2.0	25 0.3	7 6.2	4 3.1	1 0.4	19 0.5	8 1.2	2 1.8	18 0.0	15 6.3	13 0.4	20 0.8	44 0.6	6 2.5	23 5.5	10 3.8	12 3.6	9 21.7			
Tour 8	29	5 0.4	11 1.6	25 0.8	7 7.1	1 3.3	19 1.2	4 0.3	8 0.6	18 1.3	2 0.4	15 5.9	13 1.4	20 1.1	44 0.7	6 1.0	23 5.4	10 6.7	12 3.7	9 20.2			
Tour 9	29	5 0.1	11 0.1	25 0.8	7 8.6	1 2.0	4 1.9	8 1.0	18 0.2	2 1.7	15 6.6	20 2.8	6 0.8	44 1.3	13 1.5	23 2.9	10 8.9	12 3.6	9 18.1	19 11.1			
Tour 10	11	29 0.4	25 1.6	3 0.7	7 7.4	1 1.3	4 2.3	18 1.4	8 0.1	2 1.4	15 7.5	6 2.5	20 0.8	44 5.2	23 0.3	10 12.4	12 3.1	9 15.5	13 9.9	19 1.3			
Tour 11	29	25 1.3	11 4.8	7 3.7	1 0.1	4 1.7	18 1.1	8 1.2	2 1.1	15 7.7	6 2.4	20 2.0	23 3.9	44 2.1	10 14.2	12 1.7	9 14.0	13 11.6	19 0.1				



Chp.IDF Cadet

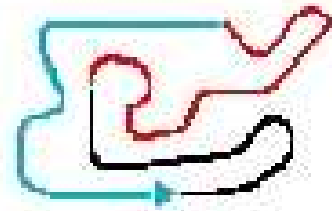
Cadet

Pre-Final (PF)

Analyse des tours

Pour information, sans valeur officielle

Tours	Secteur 1	Secteur 2	Secteur 3	emps au tour	Tours	Secteur 1	Secteur 2	Secteur 3	emps au tour	Tours	Secteur 1	Secteur 2	Secteur 3	emps au tour
N°1 NOUET Theo					N°6 HADJAR Isack					N°10 DOMBROWSKI Thomas				
1	23.794	34.776	26.866	1:25.436	6	23.630	33.073	25.740	1:22.443	6	24.322	34.445	25.986	1:24.753
2	24.509	34.011	26.192	1:24.712	7	23.146	33.035	25.724	1:21.905	7	23.598	34.100	26.396	1:24.094
3	23.949	33.500	26.213	1:23.662	8	22.997	33.641	26.261	1:22.899	8	23.606	34.735	26.812	1:25.153
4	23.911	33.458	26.162	1:23.531	9	23.163	34.261	26.792	1:24.216	9	23.331	34.773	25.908	1:24.012
5	29.081	33.487	26.593	1:29.161	10	24.410	34.529	26.640	1:25.579	10	23.701	33.991	26.092	1:23.784
6	23.226	33.460	26.123	1:22.809	N°7 LAPA PEREIRA Simon					11	23.646	34.502	25.918	1:24.066
7	23.197	33.421	26.117	1:22.735	1	28.293	35.124	26.923	1:30.340	N°11 CLEMENT Thibaut				
8	23.691	33.714	26.161	1:23.566	2	25.296	34.321	26.678	1:26.295	1	28.126	35.306	27.509	1:30.941
9	23.312	33.421	26.095	1:22.828	3	24.966	35.074	26.652	1:26.692	2	24.260	34.656	30.174	1:29.090
10	23.342	33.198	26.265	1:22.805	4	24.139	34.129	26.666	1:24.934	3	23.998	34.598	27.139	1:25.735
11	23.077	33.420	26.697	1:23.194	5	24.718	34.373	26.059	1:25.150	4	24.363	34.545	26.161	1:25.069
N°2 NICOLINO Maxime					6	24.396	37.625	26.180	1:28.201	5	27.587	35.597	26.909	1:30.093
1	25.284	34.635	26.620	1:26.539	7	24.284	33.617	26.181	1:24.082	6	24.223	35.780	26.555	1:26.558
2	24.301	35.069	26.446	1:25.816	8	24.100	33.467	26.076	1:23.643	7	24.649	35.909	26.461	1:27.019
3	23.665	33.893	26.894	1:24.452	9	23.893	33.505	26.160	1:23.558	8	24.463	35.131	26.903	1:26.497
4	23.795	34.401	26.514	1:24.710	10	23.416	33.448	26.047	1:22.911	9	24.699	35.237	26.233	1:26.169
5	23.967	34.330	27.131	1:25.428	11	24.026	33.540	25.788	1:23.354	10	25.594	35.229	26.036	1:26.859
6	23.901	34.038	26.141	1:24.080	N°8 FRAYSSE Killian					11	25.078	35.308	26.608	1:26.994
7	23.723	34.014	26.413	1:24.150	1	24.850	34.026	26.732	1:25.608	N°12 VENIER Jonas				
8	23.464	34.528	25.997	1:23.989	2	23.959	33.527	26.468	1:23.954	1	26.598	34.987	35.805	1:37.390
9	23.225	34.442	26.030	1:23.697	3	24.021	33.652	25.855	1:23.528	2	24.685	34.646	27.284	1:26.615
10	23.419	33.628	26.141	1:23.188	4	23.867	33.339	26.202	1:23.408	3	25.133	34.858	26.805	1:26.796
11	23.726	33.775	25.729	1:23.230	5	23.600	33.545	26.673	1:23.818	4	24.643	35.431	27.018	1:27.092
N°3 HENRION Gillian					6	24.268	33.972	26.244	1:24.484	5	26.013	34.763	27.001	1:27.777
1	36.650	33.624	26.116	1:36.390	7	23.560	33.770	26.082	1:23.412	6	23.564	33.529	25.672	1:22.765
2	23.237	33.430	25.720	1:22.387	8	23.493	33.920	26.403	1:23.816	7	23.876	33.266	26.190	1:23.332
3	24.056	33.689	26.653	1:24.398	9	24.050	33.542	26.575	1:24.167	8	23.350	33.230	25.849	1:22.429
N°4 PICQUE Alexandre					10	23.726	33.478	26.292	1:23.496	9	23.531	33.228	25.958	1:22.717
1	25.374	33.959	27.711	1:27.044	11	23.593	33.835	26.950	1:24.378	10	23.290	33.130	26.203	1:22.623
2	23.697	34.000	26.070	1:23.767	N°9 BERTRAND William					11	23.283	34.343	33.293	1:30.919
3	23.757	34.033	27.203	1:24.993	1	26.491	35.435	26.241	1:28.167	N°13 LOISON Gwenael				
4	23.568	33.522	26.604	1:23.694	2	23.520	33.872	26.300	1:23.692	1	26.989	35.362	26.898	1:29.249
5	24.580	33.876	26.272	1:24.728	3	23.912	33.702	26.564	1:24.178	2	24.615	34.076	26.390	1:25.081
6	23.288	33.792	26.324	1:23.404	4	24.141	34.083	26.019	1:24.243	3	24.089	33.919	26.907	1:24.915
7	23.479	33.820	26.562	1:23.861	5	23.775	34.983	27.714	1:26.472	4	24.130	33.922	26.452	1:24.504
8	24.464	33.583	27.574	1:25.621	6	23.493	33.999	26.346	1:23.838					
9	23.463	33.583	26.099	1:23.145	7	23.393	33.799	25.768	1:22.960					
10	23.781	33.483	25.927	1:23.191	8	23.406	33.853	26.773	1:24.032					
11	23.392	33.360	25.919	1:22.671	9	23.459	33.960	26.077	1:23.496					
N°5 MIALANE Thomas					10	23.511	33.794	26.401	1:23.706					
1	24.014	33.895	26.241	1:24.150	11	23.767	33.813	25.970	1:23.550					
2	23.188	33.097	26.490	1:22.775										
3	23.244	32.984	25.990	1:22.218										
4	23.097	33.809	26.279	1:23.185										
5	22.890	33.231	26.926	1:23.047										



Chp.IDF Cadet

Cadet

Pre-Final (PF)

Analyse des tours

Pour information, sans valeur officielle

Tours	Secteur 1	Secteur 2	Secteur 3	emps au tour
5	24.698	34.285	27.301	1:26.284
6	24.383	35.162	26.377	1:25.922
7	24.425	34.178	26.928	1:25.531
8	24.226	34.428	25.951	1:24.605
9	23.904	39.395	26.174	1:29.473
10	1:05.620	34.779	27.162	2:07.561
11	24.807	34.279	26.650	1:25.736

N°14 LIEGE Bastien

1	32.468	37.990	28.404	1:38.862
2	25.953	37.503	28.048	1:31.504
3	26.733	37.491	28.031	1:32.255

N°15 CHAPON Johann

1	33.559	34.011	26.258	1:33.828
2	23.817	33.950	26.289	1:24.056
3	24.141	34.639	26.695	1:25.475
4	23.885	34.238	27.301	1:25.424
5	23.951	34.240	26.265	1:24.456
6	24.189	33.808	25.983	1:23.980
7	23.883	34.296	26.048	1:24.227
8	24.045	33.758	25.782	1:23.585
9	24.212	33.982	26.164	1:24.358
10	24.270	33.896	25.910	1:24.076
11	23.645	34.166	25.633	1:23.444

N°16 COSTA Valentin

1	27.975	35.005	26.894	1:29.874
2	24.810	34.568	26.580	1:25.958
3	24.264	34.233	27.000	1:25.497

N°18 CONDE Hugo

1	25.469	34.530	26.627	1:26.626
2	24.065	33.870	25.871	1:23.806
3	23.977	33.875	34.071	1:31.923
4	23.626	33.813	26.326	1:23.765
5	23.515	33.542	26.313	1:23.370
6	23.422	33.545	25.761	1:22.728
7	23.467	33.604	25.674	1:22.745
8	23.575	34.124	25.776	1:23.475
9	23.336	33.460	25.609	1:22.405
10	23.638	33.732	25.977	1:23.347
11	23.248	33.469	25.714	1:22.431

N°19 PERRIN Sophie

1	27.119	34.849	27.024	1:28.992
2	23.964	33.486	26.332	1:23.782
3	23.388	33.910	25.789	1:23.087
4	23.588	33.932	25.581	1:23.101
5	24.347	35.552	27.269	1:27.168
6	23.403	33.732	26.060	1:23.195

Tours	Secteur 1	Secteur 2	Secteur 3	emps au tour
7	23.242	33.429	25.911	1:22.582
8	23.854	33.799	26.557	1:24.210
9	23.183	1:35.793	25.783	2:24.759
10	24.157	34.045	25.705	1:23.907
11	23.743	34.631	26.190	1:24.564

N°20 HURAY Ayrton

1	28.384	34.834	26.912	1:30.130
2	24.705	34.371	26.740	1:25.816
3	24.934	33.873	26.530	1:25.337
4	24.706	34.568	26.066	1:25.340
5	24.125	34.168	26.701	1:24.994
6	24.983	34.590	26.298	1:25.871
7	24.383	34.304	25.968	1:24.655
8	24.973	33.780	26.178	1:24.931
9	24.199	34.213	26.132	1:24.544
10	24.603	33.919	26.088	1:24.610
11	24.283	34.256	26.090	1:24.629

N°23 IMBOURG Thomas

1	28.059	34.298	26.721	1:29.078
2	24.317	33.763	26.719	1:24.799
3	23.616	33.550	26.408	1:23.574
4	39.021	34.041	26.582	1:39.644
5	24.825	33.897	26.466	1:25.188
6	24.120	34.277	26.346	1:24.743
7	24.095	34.269	26.221	1:24.585
8	23.890	33.792	25.870	1:23.552
9	23.844	33.883	26.267	1:23.994
10	23.680	33.642	26.055	1:23.377
11	23.534	33.476	26.033	1:23.043

N°25 POURCHAIRE Théo

1	23.611	33.719	26.199	1:23.529
2	22.997	33.453	26.255	1:22.705
3	22.836	33.373	26.024	1:22.233
4	22.999	34.400	26.037	1:23.436
5	22.744	33.460	27.210	1:23.414
6	23.148	33.352	26.063	1:22.563
7	24.830	33.522	26.086	1:24.438
8	23.557	33.587	25.784	1:22.928
9	22.902	33.644	26.126	1:22.672
10	23.228	34.519	26.193	1:23.940
11	23.213	32.986	27.715	1:23.914

N°29 MARTINS Victor

1	23.350	33.418	26.250	1:23.018
2	23.252	33.427	25.979	1:22.658
3	23.193	33.316	25.930	1:22.439
4	23.559	33.844	25.876	1:23.279
5	23.076	33.488	26.743	1:23.307

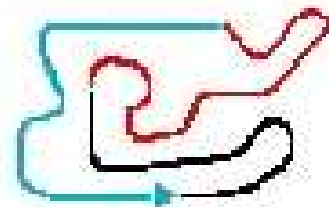
Tours	Secteur 1	Secteur 2	Secteur 3	emps au tour
6	22.933	33.425	25.642	1:22.000
7	23.055	33.782	25.922	1:22.759
8	22.949	33.931	26.002	1:22.882
9	23.022	34.707	26.757	1:24.486
10	22.916	33.433	26.993	1:23.342
11	23.031	33.866	27.364	1:24.261

N°44 JEAN Maxime

1	28.575	35.568	27.274	1:31.417
2	24.358	34.893	27.102	1:26.353
3	25.167	34.227	26.955	1:26.349
4	24.430	33.720	26.351	1:24.501
5	24.645	34.230	26.363	1:25.238
6	24.268	34.298	26.052	1:24.618
7	24.188	34.024	26.223	1:24.435
8	24.604	34.085	26.378	1:25.067
9	24.407	35.101	26.503	1:26.011
10	23.664	37.312	26.613	1:27.589
11	24.375	34.699	26.481	1:25.555



Chp.Île de France
Le Mans 25-26 Avril 2015



Document 11

Cadet

Chp.IDF Cadet
Pre-Final (PF)
Grille de départ

Sous réserve du contrôle technique ou d'incidents d'ordre sportif

	12	10	DOMBROWSKI Thomas	
14	LIEGE Bastien	11	44	JEAN Maxime
20	HURAY Ayrton	10	12	VENIER Jonas
13	LOISON Gwenael	9	16	COSTA Valentin
18	CONDE Hugo	8	6	HADJAR Isack
19	PERRIN Sophie	7	3	HENRION Gillian
15	CHAPON Johann	6	23	IMBOURG Thomas
2	NICOLINO Maxime	5	9	BERTRAND William
8	FRAYSSE Killian	4	11	CLEMENT Thibaut
7	LAPA PEREIRA Simon	3	4	PICQUE Alexandre
1	NOUET Theo	2	5	MIALANE Thomas
25	POURCHAIRE Théo	1	29	MARTINS Victor

POLE POSITION

